

Construction loans

Qudos Bank can help you build your dream home, investment property, or make structural changes to your property with our construction loan.

This type of loan allows funds to be withdrawn in stages, as you receive progress payment requests from your builder and tradespeople. The added benefit is that you only pay interest on the funds drawn down. There is also the added benefit of offset if you wish to take advantage of further interest savings.

Please note an establishment fee of \$600 applies. Interest only repayments for the construction period* and principal and interest repayments for the remainder of the loan term.

Member FAQs.

How is the loan drawn down?

The loan funds will be released progressively in line with your building contract and its payment schedule. These payments are known as “progress payments.” All progress payments will be paid directly to your builder upon your approval.

If you're contributing funds to the construction, these funds will also need to be paid in line with your building contract and its payment schedule.

What documents do I need to supply Qudos Bank?

You'll need to provide us with the following documents:

- > Copy of the Builder's insurance policy
- > Copy of the Builder's licence
- > Copy of the executed Fixed Price HIA/MBA Building Contract, which must include all components of construction
- > Copy of Council approved plans and specifications

It's important you supply these as soon as possible to ensure processing your first progress payment isn't delayed.

What do I need to do to arrange a progress payment?

Before we can make a payment to your builder, you'll need to provide us with:

- > Confirmation that your cash contribution towards the construction costs have been utilised (if applicable)
- > An invoice from your builder, signed by all borrowers stating that you authorise payment.

When the invoice is received, we'll:

- > Have the property inspected (if required) and then if all is in order;
- > Draw the progress payment from the loan account and pay your builder directly

We're required to have your property inspected, so please be aware it could take up to 5 business days to process the payment.

What do I need to do prior to the final payment being made?

Once construction is complete, you'll need to provide us with:

- > A copy of the Council Occupancy Certificate or equivalent
- > A copy of your home building insurance

If all items are satisfactory, your final payment will be processed and we'll let you know what your repayments will be.

Where can I send my documents?




All documents can be:

- › Emailed to progresspayments@quodosbank.com.au
- › Mailed to Locked bag 5020 Mascot NSW 1460 Attention: Lending Operations
- › Sent to one of our lending specialists at your local branch

Important Information

*Up to the date the final progress payment is made or 12 months from the date we first advance money to you, whichever is earliest. Loans are subject to approval. Normal lending criteria, terms and conditions and fees and charges apply. Mortgage insurance is required for home loans over 80% and is subject to approval. You should read and consider the relevant Terms and Conditions and our Financial Services Guide available on our website quodosbank.com.au, before deciding whether to obtain any of our financial products or services.

To apply for a loan contact us:

-  Call us on 1300 747 747
-  Visit quodosbank.com.au
-  Drop into your nearest branch

1300 747 747 | quodosbank.com.au